



Location: ACL1 - City Hall

Report on 24-hour TSP monitoring
Action Level ($\mu\text{g}/\text{m}^3$) - 163
Limit Level ($\mu\text{g}/\text{m}^3$) - 260

Date	Sampling Time	Weather Condition	Filter paper no.	Filter Weight, g		Elapse Time, hr		Sampling Time, hr	Flow Rate, m^3/min			Total Volume, m^3	TSP Level, $\mu\text{g}/\text{m}^3$
				Initial	Final	Initial	Final		Initial, Q_{si}	Final, Q_{sf}	Average		
03-Apr-14	08:00	Rainy	008371	2.8592	2.9005	2463.73	2487.73	24.00	1.22	1.22	1.22	1761	23
09-Apr-14	08:00	Rainy	008410	2.8240	2.8994	2490.73	2514.73	24.00	1.33	1.33	1.33	1920	39
15-Apr-14	08:00	Fine	008420	2.8633	3.0470	2517.73	2541.73	24.00	1.33	1.33	1.33	1920	96
21-Apr-14	08:00	Rainy	008433	2.8500	2.9998	2544.73	2568.73	24.00	1.28	1.28	1.28	1843	81
26-Apr-14	08:00	Rainy	008790	2.8468	2.9283	2571.73	2595.73	24.00	1.32	1.32	1.32	1898	43

Report on 1-hour TSP monitoring
Action Level ($\mu\text{g}/\text{m}^3$) - 460
Limit Level ($\mu\text{g}/\text{m}^3$) - 500

Date	Sampling Time	Weather Condition	Filter paper no.	Filter Weight, g		Elapse Time, hr		Sampling Time, hr	Flow Rate, m^3/min			Total Volume, m^3	TSP Level, $\mu\text{g}/\text{m}^3$
				Initial	Final	Initial	Final		Initial, Q_{si}	Final, Q_{sf}	Average		
04-Apr-14	09:18	cloudy	008163	2.8200	2.8291	2487.73	2488.73	1.00	1.30	1.30	1.30	78	117
04-Apr-14	10:25	cloudy	008404	2.8310	2.8369	2488.73	2489.73	1.00	1.26	1.26	1.26	76	78
04-Apr-14	13:00	cloudy	008407	2.8523	2.8591	2489.73	2490.73	1.00	1.34	1.34	1.34	80	85
10-Apr-14	09:09	Rainy	008413	2.8436	2.8462	2514.73	2515.73	1.00	1.33	1.33	1.33	80	32
10-Apr-14	10:17	Rainy	008416	2.8629	2.8654	2515.73	2516.73	1.00	1.33	1.33	1.33	80	31
10-Apr-14	13:00	Rainy	008419	2.8602	2.8616	2516.73	2517.73	1.00	1.33	1.33	1.33	80	17
16-Apr-14	09:50	Fine	008426	2.8728	2.8782	2541.73	2542.73	1.00	1.33	1.33	1.33	80	68
16-Apr-14	10:00	Fine	008429	2.8520	2.8627	2542.73	2543.73	1.00	1.33	1.33	1.33	80	134
16-Apr-14	13:00	Fine	008432	2.8499	2.8583	2543.73	2544.73	1.00	1.33	1.33	1.33	80	105
22-Apr-14	09:50	Rainy	008399	2.8516	2.8556	2568.73	2569.73	1.00	1.28	1.28	1.28	77	52
22-Apr-14	10:00	Rainy	008402	2.8436	2.8469	2569.73	2570.73	1.00	1.28	1.28	1.28	77	43
22-Apr-14	13:00	Rainy	008787	2.8455	2.8508	2570.73	2571.73	1.00	1.28	1.28	1.28	77	69
28-Apr-14	08:10	Fine	008907	2.8314	2.8410	2595.73	2596.73	1.00	1.32	1.32	1.32	79	121
28-Apr-14	09:14	Fine	008910	2.8489	2.8546	2596.73	2597.73	1.00	1.32	1.32	1.32	79	72
28-Apr-14	10:19	Fine	008913	2.8439	2.8476	2597.73	2598.73	1.00	1.32	1.32	1.32	79	47



Location: ACL2a - Contractor HK/2012/08 Site office

Report on 24-hour TSP monitoring
Action Level ($\mu\text{g}/\text{m}^3$) - 187.3
Limit Level ($\mu\text{g}/\text{m}^3$) - 260

Date	Sampling Time	Weather Condition	Filter paper no.	Filter Weight, g		Elapse Time, hr		Sampling Time, hr	Flow Rate, m^3/min			Total Volume, m^3	TSP Level, $\mu\text{g}/\text{m}^3$
				Initial	Final	Initial	Final		Initial, Q_{si}	Final, Q_{sf}	Average		
03-Apr-14	08:00	Rainy	008140	2.8105	2.9243	1647.78	1671.78	24.00	1.31	1.31	1.31	1888	60
09-Apr-14	08:00	Rainy	008314	2.8726	2.9955	1674.77	1698.77	24.00	1.31	1.31	1.31	1884	65
16-Apr-14	16:55	Fine	008446	2.8349	3.1420	1705.80	1729.80	24.00	1.31	1.30	1.31	1881	163
21-Apr-14	08:00	Rainy	008395	2.8342	2.9955	1729.81	1753.81	24.00	1.26	1.26	1.26	1816	89
26-Apr-14	08:00	Rainy	008791	2.8671	2.9964	1756.81	1780.81	24.00	1.31	1.30	1.30	1878	69

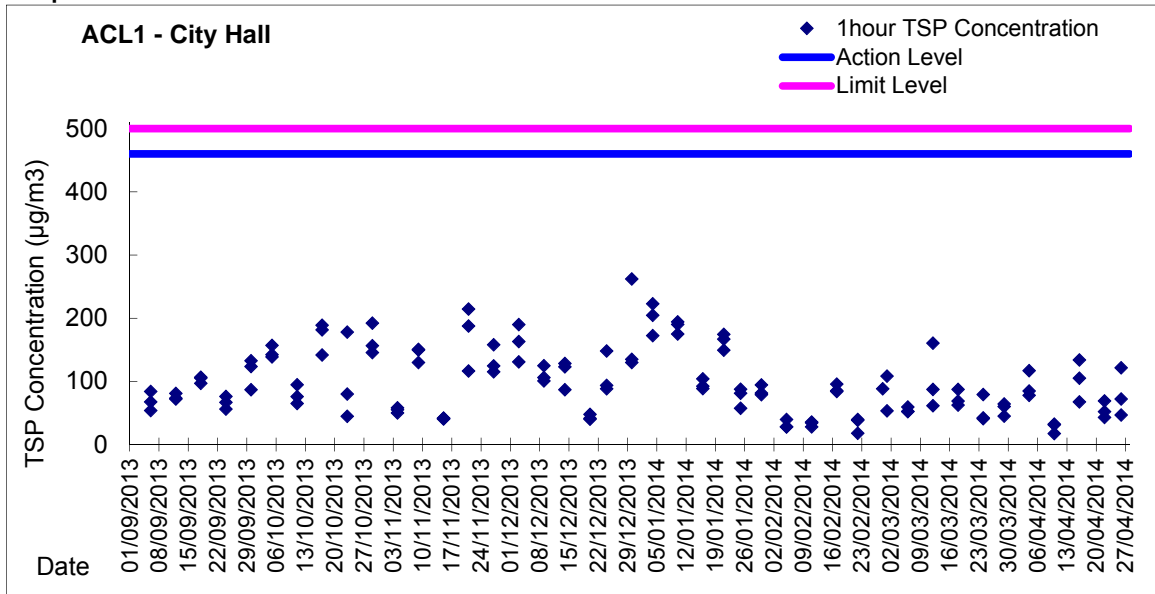
Due to interruption of electricity supply, the 24hr TSP was rescheduled from 15 April 2014 to 16 April 2014.

Report on 1-hour TSP monitoring
Action Level ($\mu\text{g}/\text{m}^3$) - 300.1
Limit Level ($\mu\text{g}/\text{m}^3$) - 500

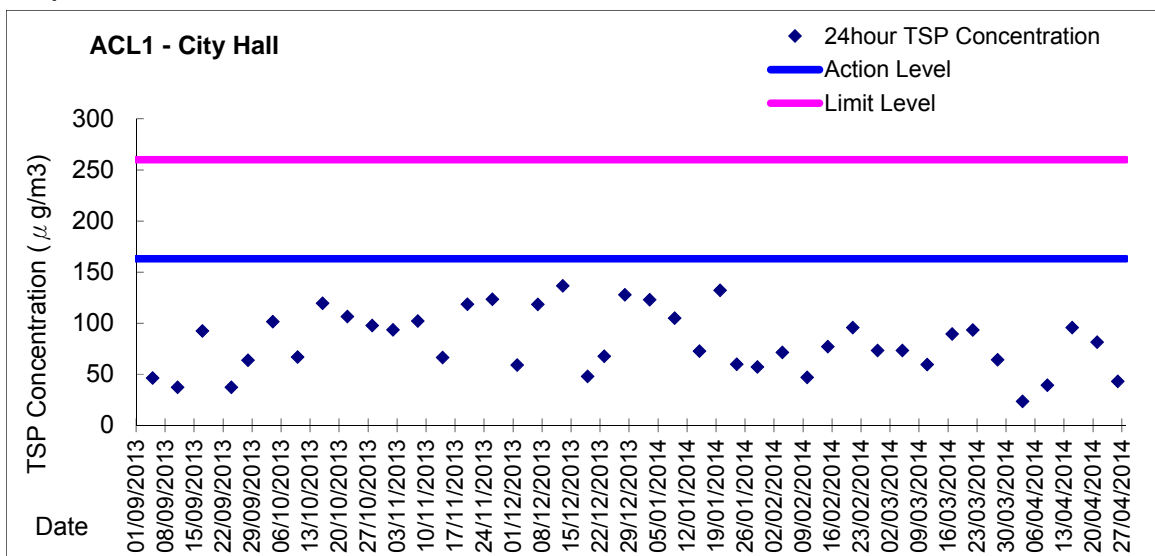
Date	Sampling Time	Weather Condition	Filter paper no.	Filter Weight, g		Elapse Time, hr		Sampling Time, hr	Flow Rate, m^3/min			Total Volume, m^3	TSP Level, $\mu\text{g}/\text{m}^3$
				Initial	Final	Initial	Final		Initial, Q_{si}	Final, Q_{sf}	Average		
04-Apr-14	08:33	cloudy	008557	2.8415	2.8492	1671.78	1672.78	1.00	1.31	1.31	1.31	79	98
04-Apr-14	09:40	cloudy	008453	2.8483	2.8610	1672.78	1673.78	1.00	1.31	1.31	1.31	79	161
04-Apr-14	10:44	cloudy	008454	2.8461	2.8578	1673.78	1674.78	1.00	1.31	1.31	1.31	79	149
10-Apr-14	08:50	Rainy	008816	2.8487	2.8500	1698.77	1699.77	1.00	1.31	1.31	1.31	79	17
10-Apr-14	14:50	Rainy	008444	2.8525	2.8572	1699.77	1700.77	1.00	1.31	1.31	1.31	79	60
10-Apr-14	15:53	Rainy	008445	2.8574	2.8610	1700.77	1701.77	1.00	1.31	1.31	1.31	79	46
16-Apr-14	10:10	Fine	008230	2.8273	2.8493	1701.79	1702.79	1.00	1.31	1.31	1.31	78	280
16-Apr-14	14:28	Fine	008226	2.8251	2.8390	1702.79	1703.79	1.00	1.31	1.31	1.31	78	177
16-Apr-14	15:50	Fine	008795	2.8710	2.8846	1703.79	1704.79	1.00	1.31	1.31	1.31	78	173
22-Apr-14	08:34	Rainy	008224	2.8281	2.8352	1753.81	1754.81	1.00	1.28	1.28	1.28	77	92
22-Apr-14	09:46	Rainy	008882	2.8584	2.8653	1754.81	1755.81	1.00	1.28	1.28	1.28	77	90
22-Apr-14	10:53	Rainy	008879	2.8584	2.8674	1755.81	1756.81	1.00	1.28	1.28	1.28	77	117
28-Apr-14	08:13	Fine	008876	2.8665	2.8758	1780.81	1781.81	1.00	1.30	1.30	1.30	78	119
28-Apr-14	09:19	Fine	008823	2.8590	2.8638	1781.81	1782.81	1.00	1.30	1.30	1.30	78	61
28-Apr-14	10:29	Fine	008826	2.8835	2.8903	1782.81	1783.81	1.00	1.30	1.30	1.30	78	87



Graphic Presentation of 1 hour TSP Result

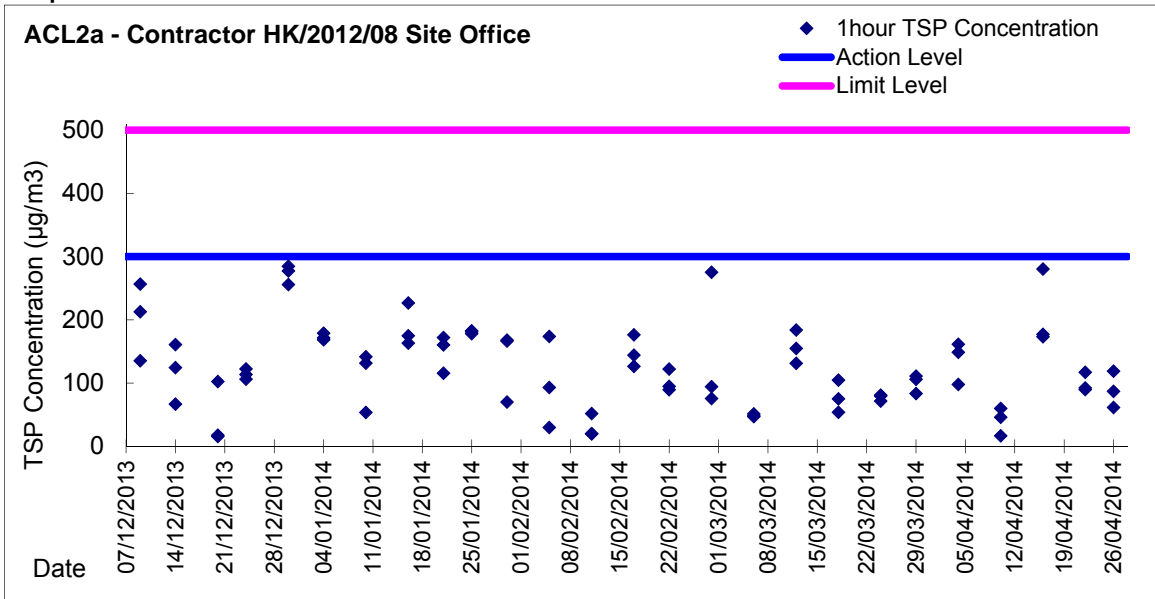


Graphic Presentation of 24 hour TSP Result





Graphic Presentation of 1 hour TSP Result



Graphic Presentation of 24 hour TSP Result

